

TEIDE POWER Q e TEIDE ECO are specifically designed for electric switchboards and a whole range of generic industrial applications.

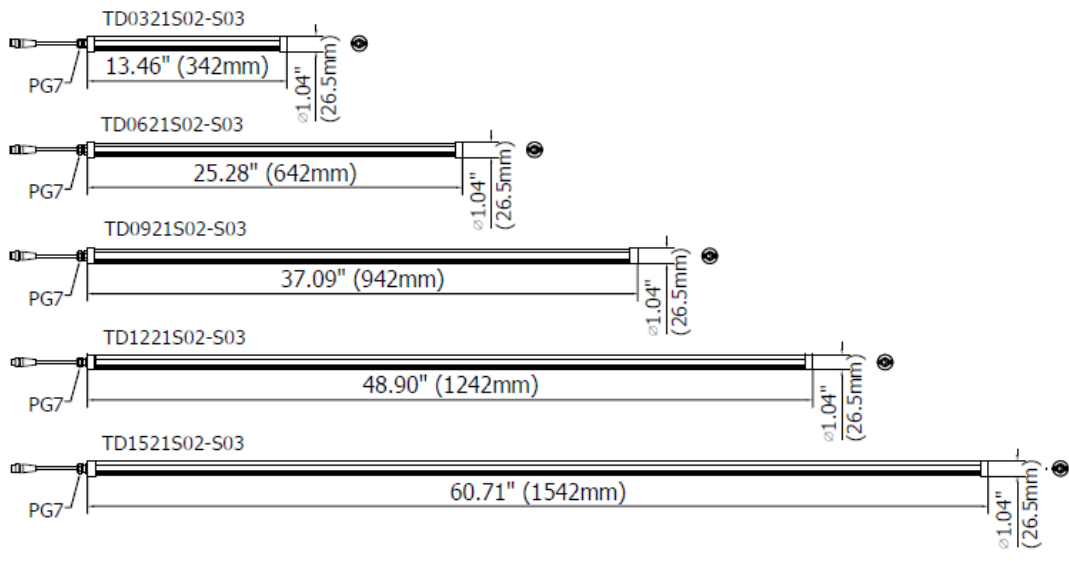
Thanks to their 24mm diameter, they are quick to install with just two clips. Their structure is made of strong aluminum, with a sturdy front protection in opal polycarbonate giving an exceptionally homogeneous luminous flux.

Available in lengths from 342 to 1542 mm, TEIDE POWER Q and TEIDE ECO offer valuable protection from dust and liquids (IP54) and differ for their power.

The latest generation LED diodes guarantee an incredibly long useful lifespan, while the connection is made easier and safe by their cable with M12 connector.

- Structure made of anodized aluminum
- 0.94 inch (24 mm) wide or 1.18 inch (30 mm) wide
- Cover PC Frosted Opaque or Cover in PMMA, transparent Acrylic
- 5 power sizes from 5 to 50W to meet any work-area criteria
- 120° Light beam to provide wide and intense illumination
- LED lifespan: 60,000 hours constantly > (L 70)
- 24Vdc via M12-connector
- Light color temperature 5000 K -- CRI 80

DIMENSIONS



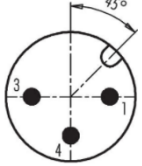
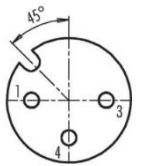
MECHANICAL FEATURES

Model	TD0321 S02	TD0321 S03	TD0621 S02	TD0621 S03	TD0921 S02	TD0921 S03	TD1221 S02	TD1221 S03	TD1521 S02	TD1521 S03
Casing Material	Anodized extruded aluminum									
Side Enclosers	Stainless steel AISI 304									
Surface Treatment	Standard: 10 microns of natural aluminum solution oxidation									
Front Glass	PC frosted opaque	PC frosted opaque	PC frosted opaque	PC frosted opaque	PC frosted opaque	PC frosted opaque	PC frosted opaque	PC frosted opaque	PC frosted opaque	PC frosted opaque
Weight	0.77 lb (0.35kg)	0.77 lb (0.35kg)	1,10 lb (0.50kg)	1,10 lb (0.50kg)	1,54 lb (0,7kg)	1,54 lb (0,7kg)	2,20 lb (1,00kg)	2,20 lb (1,00kg)	2,87 lb (1,30kg)	2,87 lb (1,30kg)
Protection Index	IP54	IP54	IP54	IP54	IP54	IP54	IP54	IP54	IP54	IP54
Impact Resistance	1.00 N m/s									
Operating Temperature	04°F (-20°C) to +113°F (+ 45°C)									
Installation	CLIP24									

ELECTRICAL FEATURES

Model	TD0321 S02	TD0321 S03	TD0621 S02	TD0621 S03	TD0921 S02	TD0921 S03	TD1221 S02	TD1221 S03	TD1521 S02	TD1521 S03
Power Input	10 W	5 W	20 W	10 W	30 W	15 W	40 W	20 W	50 W	25 W
Power Supply	22-26 Vdc									
Current	0,45 A	0,25 A	0,90 A	0,50 A	1,35 A	0,75 A	1,80 A	1,00 A	2,25 A	1,25 A
Electrical Connection	M12 CONN									
Insulation Class	Class III (SELV)									
Efficiency Class	E (Integrated LED module) compliant with UE LAW No. 2019/2020									

CONNECTION* with M12-3P Male A Coding

Male	Female	Pin	Connection
		1	+24 Vdc
		3	0 Vdc
		4	NOT CONNECTED

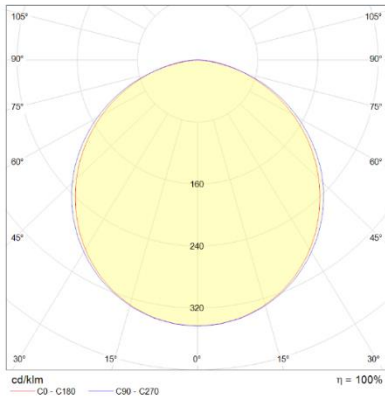
OPTICAL FEATURES

Model	N° and Type of LEDs	LED Lifespan	Light Color	CRI	Light Beam Angle	Luminous Flux	Efficiency
TD0321S02	21 Mid Power LED	60 000 h L70 **	5000 K	80	120°	800 lm	80 lm/W
TD0321S03	21 Mid Power LED	60 000 h L70 **	5000 K	80	120°	400 lm	80 lm/W
TD0621S02	42 Mid Power LED	60 000 h L70 **	5000 K	80	120°	1600 lm	80 lm/W
TD0621S03	42 Mid Power LED	60 000 h L70 **	5000 K	80	120°	800 lm	80 lm/W
TD0921S02	63 Mid Power LED	60 000 h L70 **	5000 K	80	120°	2400 lm	80 lm/W
TD0921S03	63 Mid Power LED	60 000 h L70 **	5000 K	80	120°	1200 lm	80 lm/W
TD1221S02	84 Mid Power LED	60 000 h L70 **	5000 K	80	120°	3200 lm	80 lm/W
TD1221S03	84 Mid Power LED	60 000 h L70 **	5000 K	80	120°	1600 lm	80 lm/W
TD1521S02	105 Mid Power LED	60 000 h L70 **	5000 K	80	120°	4000 lm	80 lm/W
TD1521S03	105 Mid Power LED	60 000 h L70 **	5000 K	80	120°	2000 lm	80 lm/W

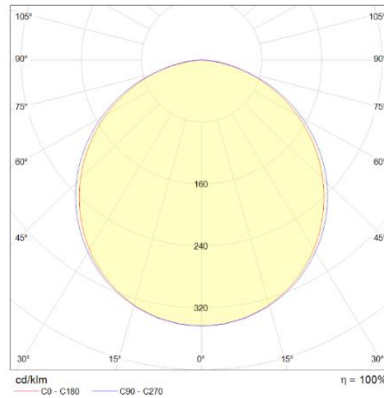
** Flow beam reduced by less than 30% after 60,000 hours

PHOTOMETRIC DIAGRAMS

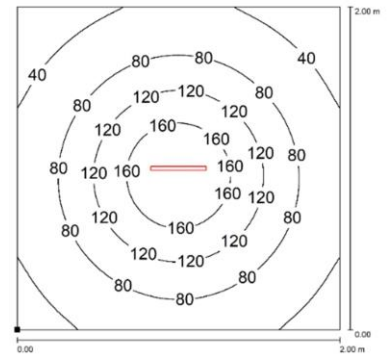
TDXX21S02 Flow beam



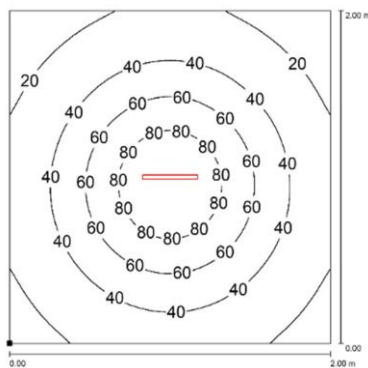
TDXX21S03 Flow beam



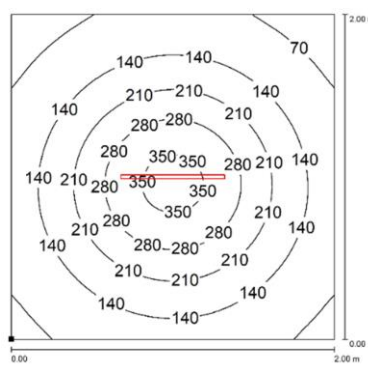
TD0321S02



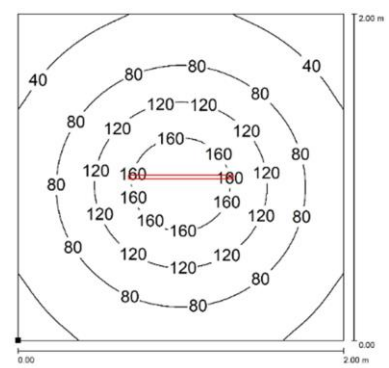
TD0321S03



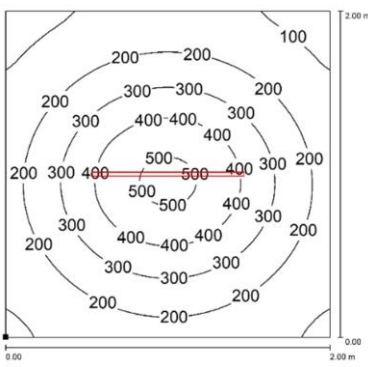
TD0621S02



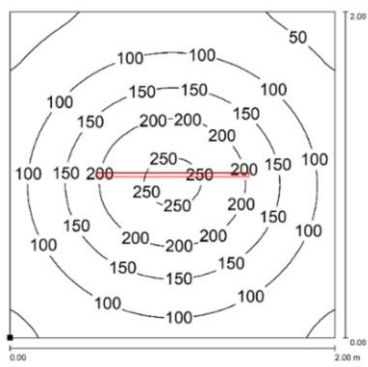
TD0621S03



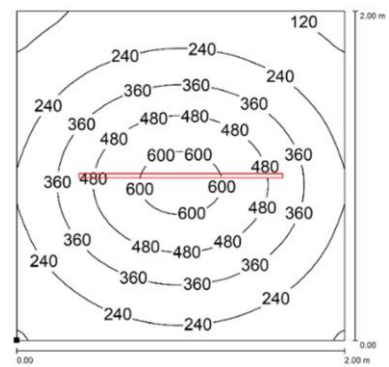
TD0921S02



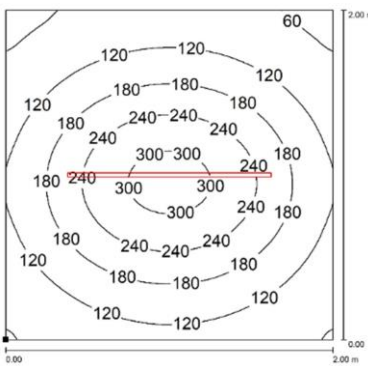
TD0921S03



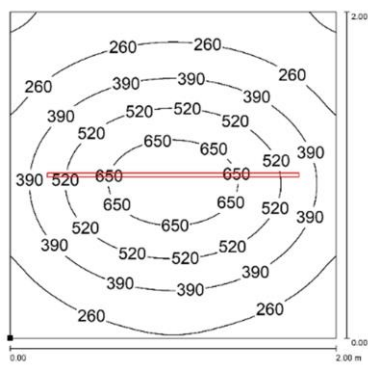
TD1221S02



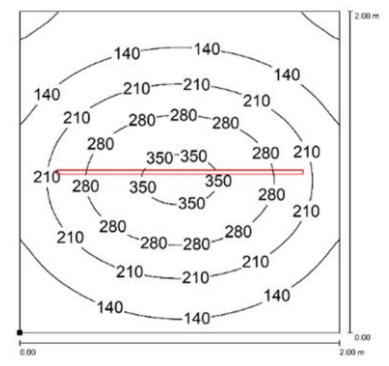
TD1221S03




TD1521S02



TD1521S03



MOUNTING OPTIONS

Product pictures	Description	Code product
	Chrome-plated steel clip kit for diameter 0.94-1.18 in (24-30 mm). allow you to clip the lamp and adjust the direction of the flow beam.	CLIP24

ORDER CODES

Model	Description
TD0321S02	TEIDE Power Q, 13.46"(342mm), Ø0.95"(24mm), 120°, 10W, 24vdc, Cable 10ft(3m) with M12-A 3P Male, Opal Polycarbonate
TD0321S03	TEIDE Eco, 13.46"(342mm), Ø0.95"(24mm), 120°, 5W, 24vdc, Cable 10ft(3m) with M12-A 3P Male, Opal Polycarbonate
TD0621S02	TEIDE Power Q, 25.28"(642mm), Ø0.95"(24mm), 120°, 20W, 24vdc, Cable 10ft(3m) with M12-A 3P Male, Opal Polycarbonate
TD0621S03	TEIDE Eco, 25.28"(642mm), Ø0.95"(24mm), 120°, 10W, 24vdc, Cable 10ft(3m) with M12-A 3P Male, Opal Polycarbonate
TD0921S02	TEIDE Power Q, 37.08"(942mm), Ø0.95"(24mm), 120°, 30W, 24vdc, Cable 10ft(3m) with M12-A 3P Male, Opal Polycarbonate
TD0921S03	TEIDE Eco, 37.08"(942mm), Ø0.95"(24mm), 120°, 15W, 24vdc, Cable 10ft(3m) with M12-A 3P Male, Opal Polycarbonate
TD1221S02	TEIDE Power Q, 48.90"(1242mm), Ø0.95"(24mm), 120°, 40W, 24vdc, Cable 10ft(3m) with M12-A 3P Male, Opal Polycarbonate
TD1221S03	TEIDE Eco, 48.90"(1242mm), Ø0.95"(24mm), 120°, 20W, 24vdc, Cable 10ft(3m) with M12-A 3P Male, Opal Polycarbonate
TD1521S02	TEIDE Power Q, 60.71"(1542mm), Ø0.95"(24mm), 120°, 50W, 24vdc, Cable 10ft(3m) with M12-A 3P Male, Opal Polycarbonate
TD1521S03	TEIDE Eco, 60.71"(1542mm), Ø0.95"(24mm), 120°, 25W, 24vdc, Cable 10ft(3m) with M12-A 3P Male, Opal Polycarbonate
CLIP24	TEIDE, chrome-plated steel clip kit, Ø24mm